

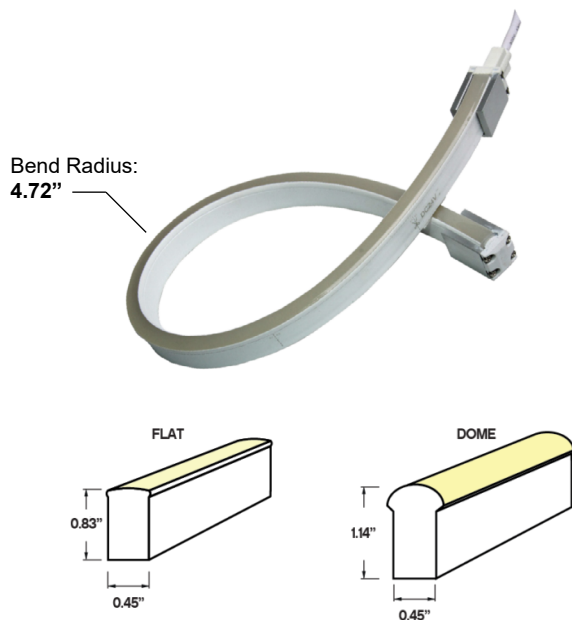
PROJECT NAME:	DATE:	TYPE:
SPECIFIER:	PREPARED BY:	
PART NO.:		



# LED STRIP SERIES

## TBD.NU-IP65

### 4.4W INDOOR/OUTDOOR FLEXIBLE LED STRIP



TBD.NU-IP65 is a high performance flexible LED fixture designed to bend around awkward contours or tight radiuses, in applications requiring a smooth or continuous line of light. Fully encapsulated UV protected IP65 damp location rated.

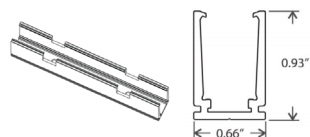
### FEATURES

- 24V DC
- 4.4 Watts per ft.
- Lumen Output: 140 Lm/ft Flat or 105 Lm/ft Dome
- 88+ CRI
- Max Run 32'
- IP65 Damp Rated: Width 0.45" x Depth 0.83"/Flat or 1.14"/Dome
- Bend Radius 4.72"
- Beam Angle 160° Flat / 120° Dome
- Requires Remote Power TLS Power Supply
- Dimming MLV, ELV, 0-10 and TRIAC
- Certification: UL Listed
- Operating Temp: -4°F ~ 76°F
- Long Life: 50,000 Hours
- Earth Friendly: Mercury & Lead Free

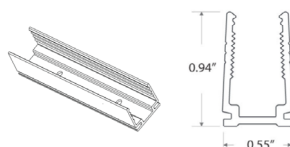


**Note:** Fixture only bends along and opposite the direction of the light surface. Bending the LED strip sideways (perpendicular) to the light surface, or more than indicated bend radius, risks damage to the LED strip.


### ACCESSORIES



**TBD.NU-AC2 (2")**  
**TBD.NU-AC39 (39")**  
Self-Locking Aluminum Channels  
(Sold Separately)



**TBD.NU-IP65-PC39 (39")**  
Plastic Channel  
(Sold Separately)



**TBD.NU-IP65-HW**  
Power Feed (36" or 120")  
(Included)



**TBD.NU-IP65-EC**  
End Caps  
(Sold Separately)

### ORDERING GUIDE

#### TBD.NU-IP65

#### POWER FEED

**HW36** - 36"  
**HW120** - 120"

#### LENS

**F** - Flat  
**D** - Dome

#### TEMP / COLOR

**27K** - 2700K  
**30K** - 3000K  
**35K** - 3500K  
**40K** - 4000K  
**50K** - 5000K

**RD** - Red  
**PK** - Pink  
**GN** - Green  
**BL** - Blue  
**AM** - Amber  
**YW** - Yellow  
**RGBW** - RGBW\*

#### VOLTAGE

**24** - 24V DC

\*Note: Requires DMX Controller (sold separately)



**TBD LED SOLUTIONS**

218 E Valley Rd, Ste 104 - PMB377, Carbondale, CO 81623  
www.tbledsolutions.com

REV 04102020

PROJECT NAME:	DATE:	TYPE:
SPECIFIER:	PREPARED BY:	
PART NO.:		



## CUTTING LENGTH INCREMENT TABLE

TBD.NU Series is cuttable every 3.94" in. or 10 cm. Please refer to chart below to determine actual lengths once LED is cut versus actual lengths required or specified.

Optional lead wire lengths available: 3 ft., 10 ft., 16 ft., 32 ft., 50 ft.

End Feed Option	Length
End Feed	2.24"

Total Length Calculation = **order code length + end feed option length**  
 Example: **61.29" total length** = order code 15 (59.05" + 2.24" - End Fed Option)

CODE	LENGTH IN CM	LENGTH IN INCHES
1	10	3.94
2	20	7.87
3	30	11.81
4	40	15.75
5	50	19.68
6	60	23.62
7	70	27.56
8	80	31.50
9	90	35.43
10	100	39.37
11	110	43.31
12	120	47.24
13	130	51.18
14	140	55.12
15	150	59.05
16	160	63.00
17	170	66.93
18	180	70.87
19	190	74.80
20	200	78.74
21	210	82.68
22	220	86.61
23	230	90.55
24	240	94.49
25	250	98.43
26	260	102.36
27	270	106.29
28	280	110.24
29	290	114.17
30	300	118.11
31	310	122.05
32	320	125.98
33	330	129.92

CODE	LENGTH IN CM	LENGTH IN INCHES
34	340	133.86
35	350	137.79
36	360	141.73
37	370	145.67
38	380	149.61
39	390	153.54
40	400	157.48
41	410	161.42
42	420	165.35
43	430	169.29
44	440	173.23
45	450	177.16
46	460	181.10
47	470	185.04
48	480	188.98
49	490	192.91
50	500	196.85
51	510	200.79
52	520	204.72
53	530	208.66
54	540	212.60
55	550	216.53
56	560	220.47
57	570	224.41
58	580	228.35
59	590	232.28
60	600	236.22
61	610	240.16
62	620	244.10
63	630	248.03
64	640	251.97
65	650	255.91
66	660	259.84

CODE	LENGTH IN CM	LENGTH IN INCHES
67	670	263.78
68	680	267.72
69	690	271.65
70	700	275.59
71	710	279.53
72	720	283.46
73	730	287.40
74	740	291.34
75	750	295.28
76	760	299.21
77	770	303.15
78	780	307.09
79	790	311.02
80	800	314.96
81	810	318.90
82	820	322.83
83	830	326.77
84	840	330.71
85	850	334.65
86	860	338.58
87	870	342.52
88	880	346.46
89	890	350.39
90	900	354.33
91	910	358.27
92	920	362.20
93	930	366.14
94	940	370.08
95	950	374.02
96	960	377.95
97	970	381.89
98	980	385.83
99	990	389.76
100	1000	393.70